

HDFC Hybrid Equity Fund Hybrid - Aggressive Hybrid Fund

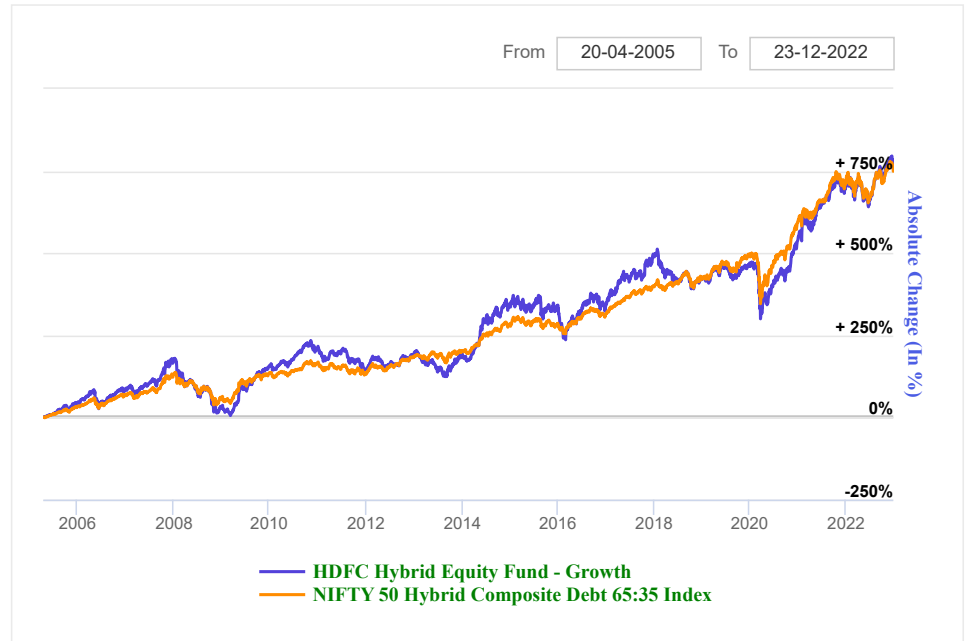


The investment objective of the Scheme is to generate capital appreciation / income from a portfolio, predominantly of equity & equity related instruments. The Scheme will also invest in debt and money market instruments. There is no assurance that the investment objective of the Scheme will be realized.

Fund Details

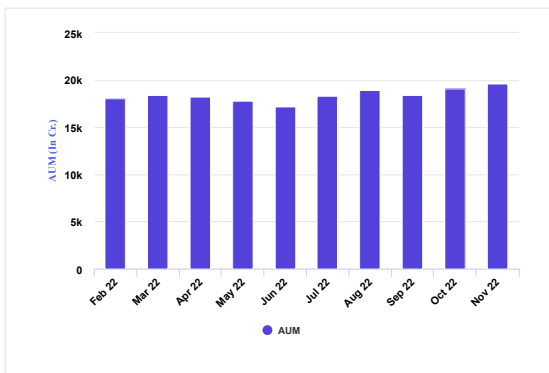
AMC Name	HDFC Mutual Fund
Benchmark Index	NIFTY 50 Hybrid Composite Debt 65:35 Index
Fund Manager	Chirag Setalvad, Anupam Joshi
Launch Date	06-Apr-2005
QAAUM (₹ Crore)	19587.72
Exit Load	If redeemed before 1 Year; Exit Load is 1%;
Scheme Nature	Hybrid
Scheme Sub Nature	Aggressive Hybrid Fund
AMFI Code	102948
RTA Code	HPREG
Minimum Investment-Lumpsum (₹)	5,000.00
Expense Ratio (Monthly) Regular	1.74%

Fund vs Index



*The above graph represents Fund vs Benchmark NAV movement

AUM Movement

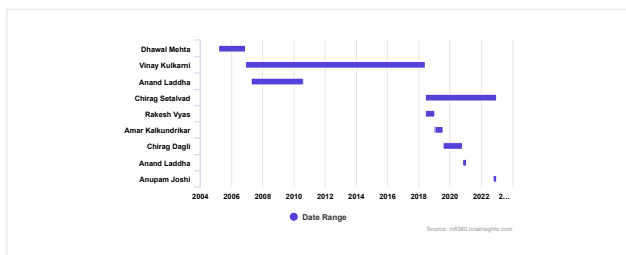


*The above graph represents month-end AUM

Fund Comparison

Schemes Name	AUM (Cr.)	Launch Date	Returns (%)						
			1 M	3 M	6 M	1 Y	3 Y	5 Y	SI
HDFC Hybrid Equity Fund - Growth	19587.72	06-Apr-2005	-2.84	2.75	13.49	8.12	15.02	7.50	12.76
ICICI Prudential Equity & Debt Fund - Growth	21655.35	03-Nov-1999	-3.23	2.60	12.14	11.64	19.39	12.61	14.64
Quant Absolute Fund - Growth	867.83	04-Apr-2001	-4.73	-2.57	14.68	10.36	29.20	17.65	16.95
HDFC Hybrid Equity Fund - Reg - Growth (Adjusted-NAV)	19587.72	11-Sep-2000	-2.84	2.75	13.49	8.12	15.02	9.76	15.34
Tata Hybrid Equity Fund - Reg - Growth	3395.54	08-Oct-1995	-2.51	2.33	13.04	8.09	13.22	8.77	15.13

Fund Manager Timeline

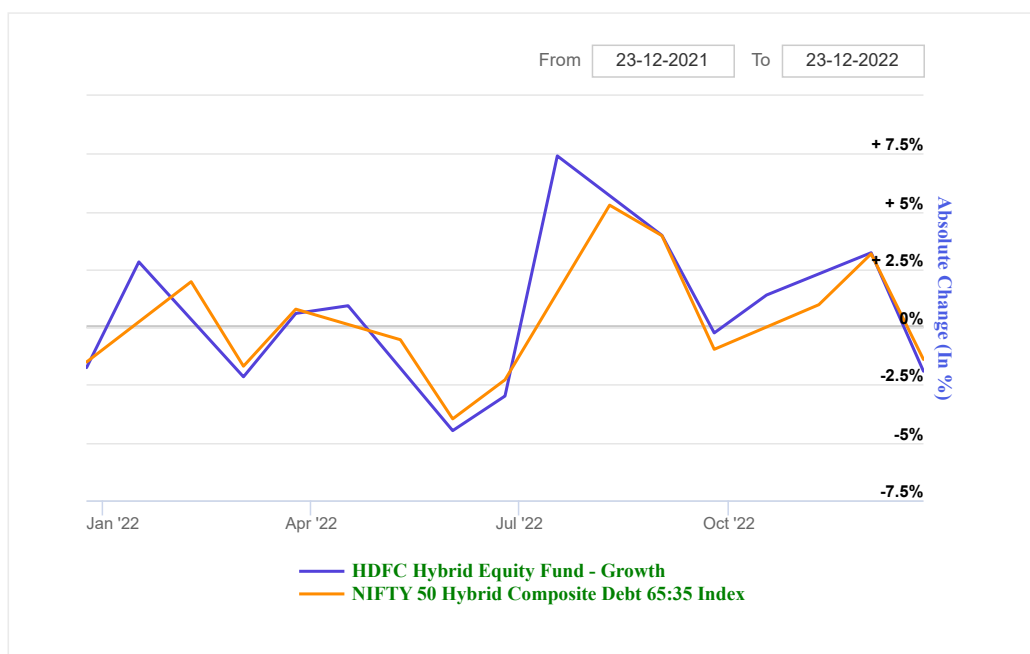


Fund Manager Name	Period	CAGR (%)
Dhawal Mehta	28-Feb-2005 to 20-Nov-2006	45.08
Vinay Kulkarni	21-Nov-2006 to 31-May-2018	9.62
Anand Laddha	02-Apr-2007 to 04-Aug-2010	17.84
Chirag Setalvad	01-Jun-2018 to Till Date	11.44
Rakesh Vyas	01-Jun-2018 to 09-Jan-2019	0.50
Amar Kalkundrikar	10-Jan-2019 to 21-Jul-2019	4.29
Chirag Dagli	22-Jul-2019 to 20-Oct-2020	1.19
Anand Laddha	21-Oct-2020 to 21-Jan-2021	18.96
Anupam Joshi	06-Oct-2022 to Till Date	2.54

Lumpsum Performance (Growth of Rs. 10,000)

Scheme / Benchmark	1 Year		3 Years		5 Years		Since Inception		Inception Date
	Return (%)	Amount (Cr.)	Return (%)	Amount (Cr.)	Return (%)	Amount (Cr.)	Return (%)	Amount (Cr.)	
HDFC Hybrid Equity Fund - Growth	12.34	11234.00	16.46	15808.00	9.04	15420.00	13.03	86970.00	06-Apr-2005
NIFTY 50 Hybrid Composite Debt 65:35 Index	8.72	10872.00	14.10	14864.00	12.27	17841.00	12.78	83615.00	
Category Average	6.52	10652.41	14.34	15050.24	10.13	16306.54	12.41	151891.00	

Rolling Returns (%)



P2P Returns (%)

Particulars	1M	3M	6M	1Y	3Y
HDFC Hybrid Equity Fund - Growth	-2.84	2.75	13.49	8.12	15.02
Benchmark: NIFTY 50 Hybrid Composite Debt 65:35 Index	-2.28	2.70	10.65	5.20	12.56
Category Average	-2.92	0.69	10.53	2.53	12.81

Report as on 23-Dec-2022

Calendar Year Returns (%)

Particulars	2017	2018	2019	2020	2021
HDFC Hybrid Equity Fund - Growth	35.09	-11.17	7.07	13.06	25.27
NIFTY 50 Hybrid Composite Debt 65:35 Index	20.77	5.91	12.48	16.79	17.61
Category Average	26.33	-2.78	7.96	14.01	24.38

Rolling Returns (in %)

Particulars	1 Month	3 Months	6 Months	1 Year	3 Years	5 Years
HDFC Hybrid Equity Fund - Growth	0.65	0.61	1.54	0.52	1.52	0.89
Benchmark: NIFTY 50 Hybrid Composite Debt 65:35 Index	0.88	0.44	1.24	0.28	1.19	1.01

Top 10 Holdings

Company Name	Asset Type	Allocation (%)
ICICI Bank Ltd.(INE090A01021)	Equity	8.17
Reliance Industries Ltd.(INE002A01018)	Equity	5.12
7.1 GOI Apr 18 2029 (IN0020220011)	Debt	5.06
HDFC Bank Ltd.(INE040A01034)	Equity	4.84
Infosys Ltd.(INE009A01021)	Equity	4.69
ITC Ltd.(INE154A01025)	Equity	4.65
State Bank Of India(INE062A01020)	Equity	4.64
Housing Development Finance Corporation Ltd. (HDFC Ltd.) (INE001A01036)	Equity	4.12
Axis Bank Ltd.(INE238A01034)	Equity	3.34
Larsen & Toubro Ltd.(INE018A01030)	Equity	3.28

As on Nov-22 Portfolio

Top 5 Sectors

Sector Name	Allocation (%)
Banks	24.25
Sovereign	21.85
Petroleum Products	6.49
Finance	6.22
IT - Software	6.07

As on Nov-22 Portfolio

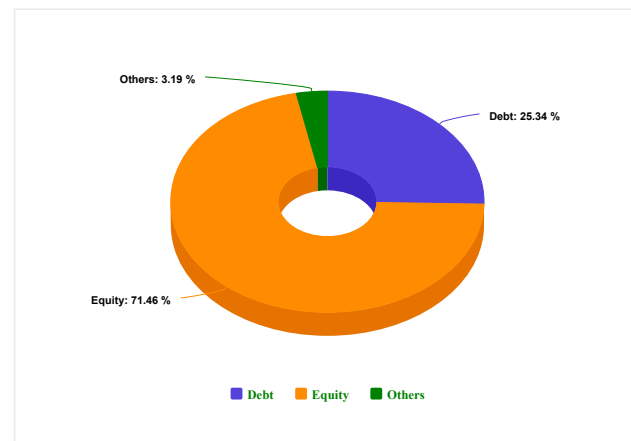
Ratios

Scheme	Standard Deviation	Beta	Sharpe
HDFC Hybrid Equity Fund - Growth	5.9364	1.2588	0.1406

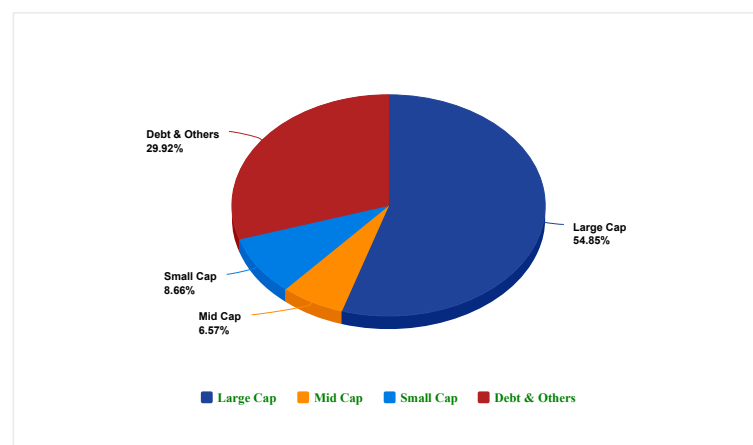
What's In

Company Name	ISIN Code	Instrument Name	Net Asset (%)	Market Value (Cr.) (₹)
8 Mahanagar Telephone Nigam Ltd. Nov 15 2032	INE153A08105	Debt	0.51	100.71
GOI	IN0020200120	Debt	0.51	99.82
Export Import Bank Of India	INE514E16CE0	Others	0.47	91.09
GOI	IN0020210160	Debt	0.25	49.30
GOI	IN0020210137	Debt	0.25	49.04
7.91 Sundaram Finance Ltd. Nov 18 2025	INE660A07RK3	Debt	0.23	45.05
7.54 Housing & Urban Development Corporation Ltd. (Hudco) Feb 11 2026	INE031A08855	Debt	0.13	25.07
7.47 Small Industries Development Bank Of India Nov 25 2025	INE556F08KE8	Debt	0.13	25.01
6.79 GOI May 15 2027	IN0020170026	Debt	0.05	9.86
Inox Green Energy Services Ltd.	INE510W01014	Equity	0.05	9.35

Asset Allocation



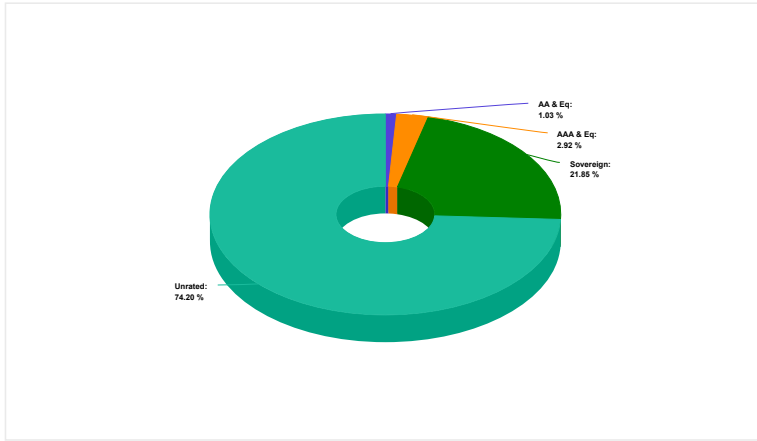
Market Capitalization



What's Out

Company Name	ISIN Code	Instrument Name	Net Asset (%)	Market Value (Cr.) (₹)
Axis Bank Ltd.	INE238A163Y2	Others	0.65	124.81
7.45 Rural Electrification Corporation Ltd. Nov 30 2022	INE020B08AP1	Debt	0.18	35.01
Carborundum Universal Ltd.	INE120A01034	Equity	0.16	30.70

Rating Allocation



Rating Allocation Details

Company Name	Rating	Allocation (%)
ICICI Bank Ltd.	Unrated	8.17
Reliance Industries Ltd.	Unrated	5.12
7.1 GOI Apr 18 2029	Sovereign	5.06
HDFC Bank Ltd.	Unrated	4.84
Infosys Ltd.	Unrated	4.69
ITC Ltd.	Unrated	4.65
State Bank Of India	Unrated	4.64
Housing Development Finance Corporation Ltd. (HDFC Ltd.)	Unrated	4.12
Axis Bank Ltd.	Unrated	3.34
Larsen & Toubro Ltd.	Unrated	3.28
4.26 GOI May 17 2023	Sovereign	2.9
Bharti Airtel Ltd.	Unrated	2.6
SKF India Ltd.	Unrated	2.4
Power Grid Corporation Of India Ltd.	Unrated	2.37
Bharat Electronics Ltd.	Unrated	2.31
6.69 GOI Jun 27 2024	Sovereign	2.04
7.54 GOI May 23 2036	Sovereign	1.81
7.38 GOI Jun 20 2027	Sovereign	1.8
KEC International Ltd.	Unrated	1.7
Bank Of Baroda	Unrated	1.66

Top 20 rating allocation

Risk Return Matrix



- HDFC Hybrid Equity Fund - Growth
- DSP Equity & Bond Fund - Growth
- JM Equity Hybrid Fund - Growth
- ICICI Prudential Equity & Debt Fund - Growth
- Sundaram Aggressive Hybrid Fund - Growth
- Edelweiss Aggressive Hybrid Fund - Growth
- Mirae Asset Hybrid - Equity Fund - Reg - Growth
- IDFC Hybrid Equity Fund - Reg - Growth
- Invesco India Equity & Bond Fund - Reg - Growth
- Indiabulls Equity Hybrid Fund - Reg - Growth
- Aditya Birla Sun Life Equity Hybrid 95 Fund - Growth
- Quant Absolute Fund - Growth
- Franklin India Equity Hybrid Fund - Growth
- Nippon India Equity Hybrid Fund - Reg - Growth
- Tata Hybrid Equity Fund - Reg - Growth
- HSBC Aggressive Hybrid Fund - Reg - Growth
- Bank of India Mid & Small Cap Equity & Debt Fund - Reg - Growth
- Baroda BNP Paribas Aggressive Hybrid Fund - Reg - Growth
- Axis Equity Hybrid Fund - Reg - Growth
- Mahindra Manulife Hybrid Equity Nivesh Yojana - Reg - Growth
- PGIM India Hybrid Equity Fund - Growth
- Canara Robeco Equity Hybrid Fund - Growth
- LIC MF Equity Hybrid Fund - Growth
- SBI Equity Hybrid Fund - Growth
- UTI Hybrid Equity Fund - Growth
- Shriram Hybrid Equity Fund - Reg - Growth
- IDBI Hybrid Equity Fund - Reg - Growth
- Navi Equity Hybrid Fund - Reg - Growth
- Motilal Oswal Equity Hybrid Fund - Reg - Growth
- Nippon India Equity Hybrid Fund - Segregated Portfolio 1 - Reg - Growth

* Ratio types: standard deviation, risk free rate: 5.5, rolling frequency: 1 month, rolling period: 1 month for last 3 years.

Others

Min. Investment Amount (₹)
Regular Direct 5,000
SIP Dates
All Business Day
Stylebox
Growth Blend Value
Large Cap
Mid Cap
Small Cap
P/E Ratio
26.61
P/B Ratio
4.41
Dividend Yield
1.48

- Oct 21 | **HDFC Mutual Fund has launched the HDFC NIFTY Next 50 Index Fund**
HDFC Mutual Fund has launched the HDFC NIFTY Next 50 Index Fund as a New Fund Offer. The HDFC NIFTY Next 50 Index Fund is an open-ended plan that tracks or replicates the NIFTY Next 50 Index (TRI). The new fund offer will begin on Oct 22 and end on Oct 29.
- Aug 04 | **HDFC Mutual Fund has launched the New Fund Offer of HDFC NIFTY50 Equal Weight Index Fund**
HDFC Mutual Fund has launched the New Fund Offer (NFO) of HDFC NIFTY50 Equal Weight Index Fund. The fund's goal is to track the performance of constituents in the parent index, the NIFTY 50 Index, by allocating equal weights to each company in the index, as per the underlying index. The NFO's subscription period will end on August 13th.
- Jun 09 | **HDFC Mutual Fund launched NFO for HDFC Banking & Financial Services Fund**
HDFC Mutual Fund launched NFO for HDFC Banking & Financial Services Fund. NFO open date of the fund is June 11, 2021 and the NFO Closed date is June 25, 2021. The Benchmark Index of this fund will be NIFTY Financial Services TRI. The objective of this fund is to provide long-term capital appreciation by investing predominantly in equity and equity related instruments of companies engaged in banking and financial services.
- Aug 25 | **HDFC Mutual Fund has announced change in the fund management of multiple funds**
HDFC Mutual Fund has announced change in the fund management of multiple funds. Accordingly, HDFC Arbitrage Fund, HDFC Equity Savings Fund, HDFC Index Fund - NIFTY 50 Plan, HDFC Index Fund - Sensex Plan, HDFC Nifty 50 ETF, HDFC Sensex ETF, HDFC Banking ETF and HDFC Multi-Asset Fund will be jointly managed by Mr. Krishan Kumar Daga and Mr. Arun Agarwal. Mr. Amit Ganatra will be managing HDFC TaxSaver. HDFC Equity Savings Fund (equity assets), HDFC Focused 30 Fund and HDFC Growth Opportunities Fund will be managed by Mr. Gopal Agrawal. The change is effective from Aug 24.
- Jun 26 | **HDFC Mutual Fund designates Mr. Vikash Agarwal as the co-fund manager of HDFC Floating Rate Debt Fund and HDFC Money Market Fund**
HDFC Mutual Fund has designated Mr. Vikash Agarwal, Dealer - Fixed Income as the co-fund manager of HDFC Floating Rate Debt Fund and HDFC Money Market Fund with effect from Jul 1, 2020.

*we are using below data formats

Number Format 00,000,000 AUM Decimal Format 2 Returns Decimal Format 2 NAV Decimal Format 2 Ratios Decimal Format 2 Date Format dd-MMM-yyyy